

Strategia India Focus Fund

November 2025

Risk Profile



Investment Objective

The investment objective of the Fund is to generate capital appreciation by investing the funds of the Fund in equity shares and equity related securities like convertible and non-convertible bonds/debentures of companies and fixed income securities available in the Indian capital markets.

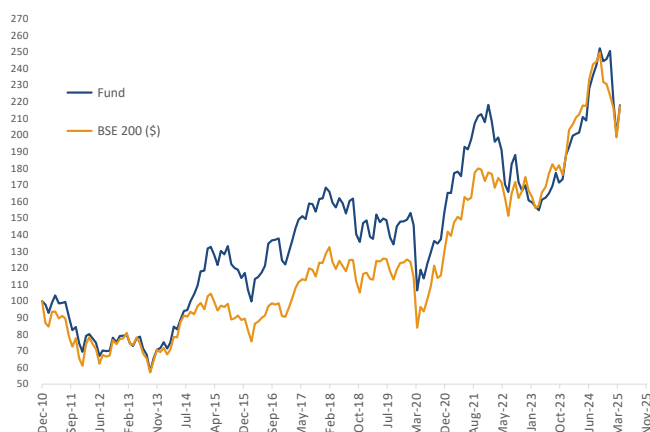
Key Information

ISIN:	MU0328S00015
Currency:	USD
Net Asset Value per unit :	\$ 2.2566
Net Asset Value of the Fund:	\$12.7M
Benchmark:	BSE 200 (\$ adj.)
Dealing Frequency :	Weekly
Custodian:	ICICI Bank Ltd
Auditors:	RSM Mauritius
Valuation:	Last business day of every week

Fund Information

Fund	Collective Investment Scheme
Launch	01-Jan-11
Types of	Accumulation
Minimum Initial Inv :	USD 5,000/-
Entry Fee:	2.00%
Annual	2.00%
Exit Fee:	1.00%
Performance Fee:	20% of yearly positive outperformance over Benchmark
Manager:	Strategia Wealth Managers Ltd
Advisor:	Motilal Oswal Private Wealth

Fund Evolution vs Benchmark (since inception)



Market Commentary

The Fund posted negative returns of -3.0% over the month while the benchmark returned +0.8%. The Indian mid-cap and small-cap stocks posted returns of -0.3% and -4.0%, respectively.

November 2025 was a moderately constructive month for Indian equities with benchmarks ending higher, supported by domestic buying, sector rotation, and better sentiment on macro cues. While volatility and profit-taking episodes occurred, the markets generally held higher levels relative to the beginning of the month. Flow dynamics remained mixed with ongoing FII caution balanced by strong domestic participation.

Mid-cap stocks delivered modest positive returns, benefitting from pockets of institutional interest and selective rallies, while small-cap stocks lagged, weighed down by selling pressure and weaker participation despite the broader market's modest gains.

The Indian rupee broadly depreciated against the U.S. dollar, with the exchange rate moving higher from around ₹88.5 per USD toward about ₹89.3–₹89.5 by month-end, representing a modest weakening of the INR relative to the USD for the period.

Performance

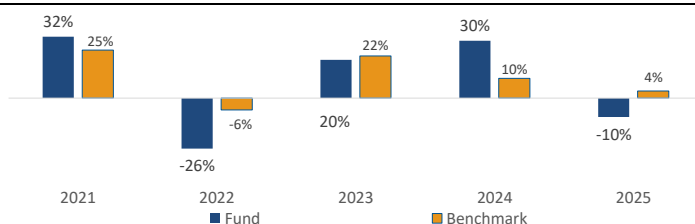
	1-Mth	3-Mths	6-Mths	YTD CY	1-Yr	3-Yrs	5-Yrs	10-Yrs	Inception
Fund	-3.0%	1.1%	-5.4%	-9.9%	-8.2%	33.0%	67.6%	98.1%	125.7%
BSE 200 (\$ adjusted)	0.8%	5.7%	0.9%	3.7%	0.7%	33.0%	103.8%	162.0%	132.2%

All performance figures are net of fees.

Risk Measures

	Portfolio	Benchmark
Annualised Volatility	21%	22%
Sharpe ratio	0.09	0.10
Tracking error	13.5%	
Information Ratio	0.0	
R-squared	92%	
Maximum Drawdown	-36%	-45%
Drawdown Sessions (weeks)	6	8
% positive sessions	60%	60%

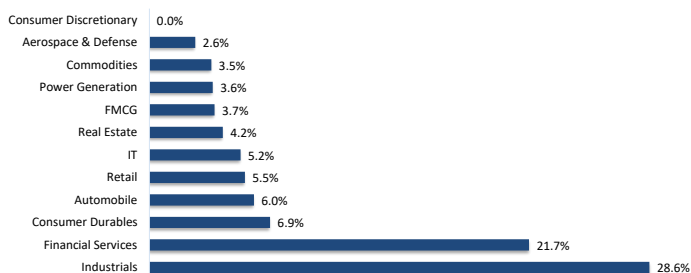
Calendar Year Performances (last 5 years)



Top Ten Holdings

Name	Industry	% of Portfolio
PTC Industries Limited	Industrials	6.0%
Piramal Enterprises	Financial Services	5.5%
Eternal Limited	Retail	5.5%
Muthoot Finance Limited	Financial Services	5.0%
Apar Industries	Industrials	4.2%
Samvardhana Motheron Internal Automobile		4.2%
Prestige Estate Ltd	Real Estate	4.2%
Angel One Limited	Financial Services	4.0%
One 97 Communication	Financial Services	3.8%
Radico Khaitan Ltd	FMCG	3.7%

Industry Breakdown



DISCLAIMER: This document is brought to you by Strategia Wealth Managers Ltd for information purposes only. Neither the information nor any opinion expressed constitutes an offer or an invitation to make an offer, to buy or sell the investment products. Prospective investors should not construe the contents of this document as containing legal, tax, or financial advice. To be clear on the contents and obligations contained within the document, prospective investors should consult their financial advisors. Investors should seek financial advice regarding the appropriateness of investing in any investment product described in this document and should understand that future expectations may not be realized. Past performance is not a guide to future performance. Investing in international markets may involve additional risks, such as social and political instability, market illiquidity, exchange-rate fluctuations, a higher level of volatility and limited regulation. The price of shares, and the income from them, may decrease or increase and in certain circumstances a participant's right to redeem his shares may be suspended. Investments in emerging markets are by their nature higher risk and potentially more volatile than those inherent in established market. The Financial Services Commission does not vouch for the financial soundness of the Fund. Moreover, the Fund falls outside the regulatory and supervisory purview of the Bank of Mauritius.