

Strategia India Focus Fund

April 2026



Risk Profile



Investment Objective

The investment objective of the Fund is to generate capital appreciation by investing the funds of the Fund in equity shares and equity related securities like convertible and non-convertible bonds/debtentures of companies and fixed income securities available in the Indian capital markets.

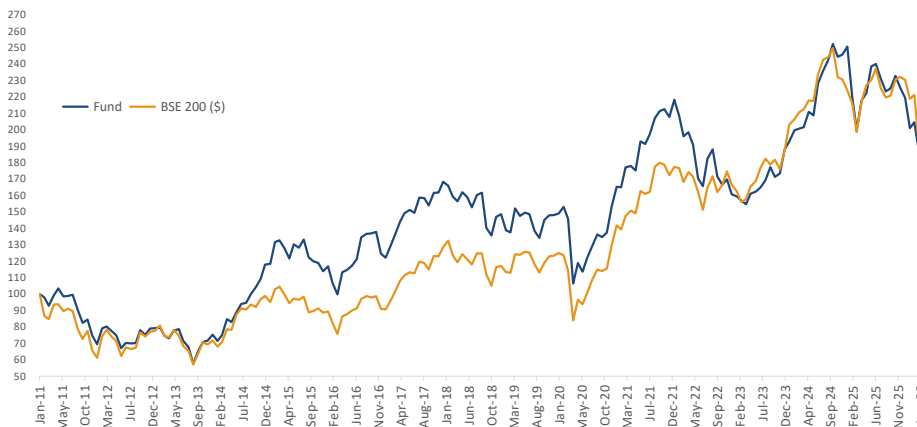
Key Information

ISIN:	MU0328500015
Currency:	USD
Net Asset Value per unit :	\$2.09262
Net Asset Value of the Fund:	\$12.8M
Benchmark:	BSE 200 (\$ adj.)
Dealing Frequency :	Weekly
Custodian:	ICICI Bank Ltd
Auditors:	RSM Mauritius
Valuation:	Last business day of every week

Fund Information

Fund	Collective Investment Scheme
Launch	01-Jan-11
Types of	Accumulation
Minimum Initial Inv :	USD 5,000/-
Entry Fee:	2.00%
Annual	2.00%
Exit Fee:	1.00%
Performance Fee:	20% of yearly positive outperformance over Benchmark
Manager:	Strategia Wealth Managers Ltd
Advisor:	Motilal Oswal Private Wealth

Fund Evolution vs Benchmark (since inception)



Portfolio Commentary

The Fund delivered a return of 12.9% for the month, outperforming the benchmark return of 8.7%. Mid-cap stocks were the top contributors, while sector-wise, Capital Goods led the gains, followed by Financial Services.

Indian equity markets staged a sharp recovery in April 2026 after witnessing significant correction and volatility in the preceding months. Benchmark indices rebounded strongly, supported by easing geopolitical concerns, resilient domestic liquidity, stable macroeconomic indicators, and improving investor sentiment. Domestic institutional investors and retail investors remained key pillars of support, offsetting continued foreign institutional investor (FI) outflows. FIIs continued to remain net sellers during April due to global uncertainty, elevated crude oil prices, and concerns around global growth and inflation.

Performance

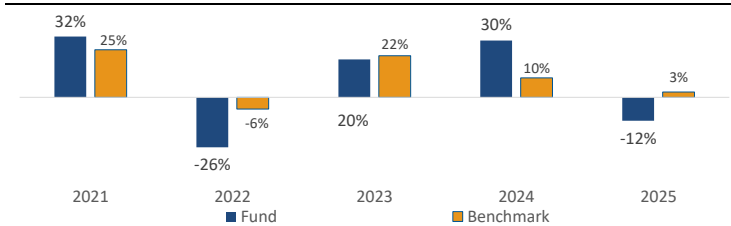
	1-Mth	3-Mths	6-Mths	YTD CY	1-Yr	3-Yrs	5-Yrs	10-Yrs	Inception
Fund	12.9%	4.1%	-10.1%	-4.7%	-5.8%	29.9%	18.2%	82.6%	109.3%
BSE 200 (\$ adjusted)	8.7%	-6.2%	-11.0%	-10.9%	-9.7%	24.0%	39.1%	134.0%	105.2%

All performance figures are net of fees.

Risk Measures

	Portfolio	Benchmark
Annualised Volatility	21.4%	22.0%
Sharpe ratio	0.06	0.05
Tracking error	9.4%	
Information Ratio	0.01	
Maximum Drawdown	-36.2%	-44.6%
Drawdown Sessions (weeks)	6	8
% positive sessions	59%	59%

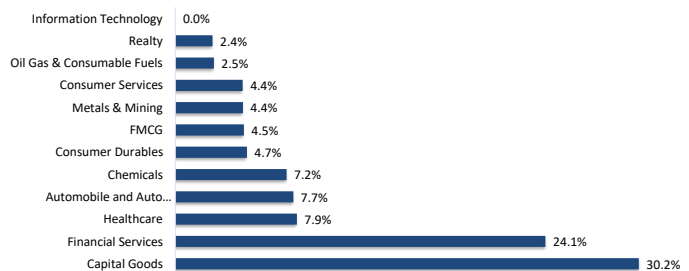
Calendar Year Performances (last 5 years)



Top Ten Holdings

Name	Industry	% of Portfolio
Apar Industries Ltd	Capital Goods	4.7%
Ather Energy Limited	Automobile and Auto C	4.7%
Billionbrains Garage Ventures Lin	Financial Services	4.7%
Amber Enterprises India Limited	Consumer Durables	4.7%
PTC Industries Limited	Capital Goods	4.6%
CG Power and Industrial Solution	Capital Goods	4.6%
Muthoot Finance Limited	Financial Services	4.5%
Piramal Finance Limited	Financial Services	4.5%
Radico Khaitan Ltd	FMCG	4.5%
Jain Resource Recycling Limited	Metals & Mining	4.4%

Industry Breakdown



DISCLAIMER: This document is brought to you by Strategia Wealth Managers Ltd for information purposes only. Neither the information nor any opinion expressed constitutes an offer or an invitation to make an offer, to buy or sell the investment products. Prospective investors should not construe the contents of this document as containing legal, tax, or financial advice. To be clear on the contents and obligations contained within the document, prospective investors should consult their financial advisors. Investors should seek financial advice regarding the appropriateness of investing in any investment product described in this document and should understand that future expectations may not be realized. Past performance is not a guide to future performance. Investing in international markets may involve additional risks, such as social and political instability, market illiquidity, exchange-rate fluctuations, a higher level of volatility and limited regulation. The price of shares, and the income from them, may decrease or increase and in certain circumstances a participant's right to redeem his shares may be suspended. Investments in emerging markets are by their nature higher risk and potentially more volatile than those inherent in established market. The Financial Services Commission does not vouch for the financial soundness of the Fund. Moreover, the Fund falls outside the regulatory and supervisory purview of the Bank of Mauritius.